

What can you spot?



A children's interactive trail on the

THE POPPY LINE

NORTH NORFOLK RAILWAY



# Welcome aboard!

You're about to travel on the North Norfolk Railway, and there's lots to see along the way.

This book is your challenge.

As the train travels between stations, look out of the windows, explore the platforms, and keep your eyes open inside the carriages. Every page shows something you might be able to spot - from mighty locomotives to tiny details hiding in plain sight.



## Safety Note

Whilst a railway can be great fun, there are some things to remember:

- Never open a door until you are sure the train has stopped.
- Our doors are known as 'slam door.' Keep your fingers away from them!
- Stand back from the edge of the platform - it's a long way down!
- Steam engines are very hot.
- If you get lost, look for someone in railway uniform, like this.



## How to play

- Look at the pictures on each page
- Try to find the real thing on your journey
- When you spot it, tick the yellow box 
- Some challenges ask you to count or think about the past. These are shown with a pencil icon. 

Some things are easy and others might take a sharp eye! In total there are 40 things to spot.

You don't have to spot everything in one trip. Some things only appear at certain stations, and others might show up when you least expect them.

Good luck!



# What trains did you ride on today?

All our locomotives have numbers, and some have names. They can be found on the side of the locomotive.



---

---

---

What did you find that was exciting, which we didn't tell you about?



---



# Sheringham

## Footbridge

Sometimes you have to cross the railway track, and this can be dangerous. A bridge is placed over the track so everyone can cross safely.

You only get the point if you stand on top of it (if open)!



## Suitcases

The railway brought holidaymakers to Sheringham and Cromer.

They travelled with their families and lots of luggage!



Can you find a suitcase on the platform, ready to be delivered to a hotel?



## A Historic Wheelchair

Hidden away at Sheringham is the station wheelchair. It would be used for passengers who needed assistance, like you see at an airport today.

Can you find it hidden in a room at the station?



# Weybourne

## The Station Clock

Weybourne has a special station clock - it dates from the first people who ran the Railway, the Midland & Great Northern Railway.



Do you know what the special type of numbering is called?



---

---



## The Anderson Shelter

In wartime, people built shelters into their gardens to protect them from air raids. This happened at Weybourne station too. People would have had to stay until they heard the 'all-clear' sound.

Can you get into the Anderson Shelter? You'll have to go under a road bridge to find it!



## A parcels bicycle

Before delivery vans, bicycles helped carry parcels around the station, and into the villages.

Can you find Weybourne's M&GN example?



# Holt

## The Horse Dray

Before cars, horses moved goods to and from the stations.

Goods were loaded onto a wagon called a dray. At Holt station, the dray waits under its own little shelter beyond the goods shed and towards the signal box.



Can you spot the horse dray?



## Colmans Van

Bigger companies would have their own vans for moving goods to different railway stations. One of the most famous in Norfolk is Colmans Mustard, who were based in Norwich. Even today, all of their packets are bright yellow, like mustard.

Can you spot the van waiting to be loaded?



## The Railway Cottage

As you head towards the exit from the Railway, a carriage sits without any wheels. People often lived in old railway carriages, as they were quicker to put in place than buying a house!

Are there any toys in the cottage you wish you could play with?



# Any Station

## A fireplace

Nothing says 'home' like a warm fire. Without central heating, railway stations would have roaring fires to keep people warm in the winter months.

Can you find a fireplace in one of our station buildings?



## A Fire Bucket

Coal fires kept stations warm, and steam engines worked hard - fires could start easily! Railway workers used fire buckets to stop small fires from spreading.

Can you spot the bright red fire buckets ready for action?



## Weighing Scales

Parcels needed to be weighed before being put on the train. Some were so big that even cars could be transported! There are three big sets of scales on the Railway; one at Sheringham, and two at Holt.

Can you find one of them?



## Advertising Poster

Just like on television today, people advertised things on the railways; things to buy, places to go, or sometimes positive messages in wartime. The railways would be paid in return for these advertising posters.

Can you spot these brightly coloured posters?



## Station Display

With so much happening on the Railway, it is sometimes hard to know what train will depart next!

Can you find a sign at any station telling you all the things that are happening on the Railway today?

## Barrows

To move heavy items around a station, workers called porters would use a sack barrow. These would often have the station named on them to stop them being misplaced.

Can you find a barrow? If you're very lucky you might see it being used!



# Locomotives

The North Norfolk Railway is home to lots of different steam and diesel locomotives, all with their own story to tell. Can you spot any of these either on the rails, or our sheds at Weybourne?

## WD 2-10-0 90775

The biggest locomotive on the Railway, 90775 hauled trains for the Army in Greece. She was brought back to Britain in the 1980's and is known for making lots of noise - and carrying lots of coal!

Can you spot 90775 carrying her tender of coal around?



## Standard 4 2-6-4T 80080

After World War II, Britain invented a new set of 'standard' steam engines, to share lots of parts. 80080 was one of them and hauled both passengers and freight. She carries her water in tanks on the side of the boiler.

Can you spot 80080 on your visit today?



## Industrial 0-6-0T *Wissington*

Our smallest steam locomotive. Small doesn't mean weak - she pulls our Victorian carriages all year round!

Can you spot *Wissington* waiting for her next important job?



## Class 37 - D6732

One of the biggest locomotives on the Railway, it was built for hauling passengers and freight right over Britain. It was the first of its type to run on a heritage railway!



Can you spot it at Weybourne, or did it haul your train?



## Class 08 Diesel D3935 & D3940

Our 08s help the railway work behind the scenes.

They don't haul passenger trains, but they move carriages and do important jobs around the Railway.



The Railway has two of these shunting locomotives. Have you seen one waiting for duty?




## Class 104 Heritage Railcar

Our heritage railcars give the best view of the countryside.

The 104 is extra special—you can sometimes see the driver at work through the windows, making it feel like a luxury train.

Did you ride on our Class 104 today?



# Signal Boxes

Trains are told where to go by signals. There are lots of different signals to look out for on the North Norfolk Railway, which you can find out about later. The signals are controlled from a signal box. There are five of these on the NNR. Can you spot each of them?

Sheringham East



Sheringham West

*To find this, look on the 'seaward' side of the track just outside Sheringham*



Weybourne Station



Holt Station



Reedham Junction



# Moving the Train

## A 'danger' signal

Red means stop! If the signal is horizontal, a driver must not pass them. If it is on the diagonal (up or down), it is safe to do so. Drivers watch them very carefully.



Can you spot one either at a station, or along the track?



## A shunt signal

Sometimes the train has to enter an area where there are already other vehicles. You see this when the locomotive changes ends at Sheringham or Holt. To show the driver of this danger, a low level signal is shown instead.



Can you see one of these? At Holt, can you see it move?



## Ready for the Off

Before a train departs, platform staff will check all the doors are safe before whistling to the guard with their arm in the air. The guard will then show the green flag to the driver.

Did you see these people carry out their important jobs?



# In the Carriages

## Passenger Alarm

In case of an emergency, passengers can pull the brake part-way, so as to warn the train driver there is a problem inside the carriages.



## Alarm

Pull the chain  
Penalty for improper use £50

Can you spot the alarm?  
Make sure you don't pull it!

## No Smoking Sign

In 1950s Britain, people still smoked indoors, but it was not allowed inside railway carriages. Signs reminded passengers of this rule.



Can you spot a No Smoking sign?

## A milepost

Railways were marked out by 'mileposts' to show how far they were from the nearest depot. Our mileposts link to South Lynn. Look for them along the track, or at each station. They appear every 400 metres.



Did you see one? It can have any number on it.

# Along the Route

## A Bridge

Railways have lots of bridges, and ours is no different. You will know when you go under a bridge as very briefly it will seem darker. Tick the box when you go under.



How many bridges did you go underneath?



## The Windmill

Near Weybourne, a tall windmill stands above the fields. Its sails don't move, but it's easy to see.

Can you spot it? How many sails does it have?



## The Sea

From our train, you can see the sea stretching out in the distance. For some children, this might be the very first time they've seen it. Imagine you were a holidaymaker in the 1930s - you might only know the sea from a book.



How did you feel the first time you saw the sea?

---

---

---


## Kelling Heath Station

Hidden in the woods, this station is for walkers and holidaymakers. Steam trains can't stop uphill, but diesel trains do. It is between Weybourne and Holt, on the landward side.



### Can you spot the station?

*To find this, look on the 'landward' side of the track between Weybourne and Holt*



### Gradient Marker

Railway workers need to know which way the track is sloping. A gradient marker shows how steep the track goes up or down.

The markers are along the track, and at stations.

### Can you see one?



### Token Exchange

Trains need a special token to go safely between stations.

Watch at the stations to see the token being passed or hung on a hook.

### Did you see it happen?



# Hungry or Thirsty?

Railways have always been good at keeping people fed and watered. Completing these tasks can be thirsty work, and we have a buffet which serves hot and cold drinks and some snacks on each station. Sometimes these were called 'refreshment rooms.'

They also sell souvenirs to help you remember your day with us.

## What was the best thing about your day?



# M&GN Society

This booklet was funded by the M&GN Society, who own many of the locomotives and carriages you will have ridden on today.

If you want to know more about how the charity supports the railway, you can visit [www.mandgn.org](http://www.mandgn.org) which will also give details of how you can support it further, or find out about things not in this booklet.



## How did you do?

Hopefully you have found lots of interesting things, and learnt a bit more about what the railways did, and what makes ours special.

## What was your score?



**34 +** - Go to a ticket office and claim your reward!

**25 - 33** - You're getting there - keep going!

**16 - 24** - You've made a great start, but there's lots more to find!

**Less than 16** - Carry on and see what else you can find!

We hope you have enjoyed your day - and will tell your friends all about us!

